

CBIC-10A12/1/2025-Ad-IIIB Section- CBEC

भारत सरकार
Government of India
वित्त मंत्रालय
Ministry of Finance
राजस्व विभाग
Department of Revenue
केंद्रीय अप्रत्यक्ष कर और सीमा शुल्क बोर्ड
Central Board of Indirect Taxes and Customs

नई दिल्ली/New Delhi,
दिनांक / Dated:- As e-signed

सेवा में/To,

संयुक्त स्नातक स्तरीय परीक्षा (CGLE), 2025 में सफल वे सभी अभ्यर्थी जिन्हें कर्मचारी चयन आयोग (SSC) द्वारा केंद्रीय अप्रत्यक्ष कर एवं सीमा शुल्क बोर्ड (CBIC) में निरीक्षक (CGST) पद हेतु अनुशंसित किया गया है **(CBIC की वेबसाइट के माध्यम से)**

All successful candidates of Combined Graduate Level Examination, 2025 recommended by SSC for the post of **Inspector (CGST)**, Central Board of Indirect Taxes & Customs **(through CBIC's website)**

विषय:- संयुक्त स्नातक स्तरीय परीक्षा (CGLE)-2025 के अंतिम परिणाम की घोषणा – निरीक्षक **(CGST)** पद हेतु चयनित अभ्यर्थियों से ज़ोन/संरचनाएँ आवंटन के लिए विकल्प/वरीयताएँ आमंत्रित किए जाने संबंधी।

Subject:- Declaration of final result of CGLE-2025-Calling Options/Preferences from selected candidates for the post of **Inspector (CGST)** for allocation of Zones/Formations –reg

महोदया/महोदय,
Madam/Sir,

कर्मचारी चयन आयोग (SSC) ने संयुक्त स्नातक स्तरीय परीक्षा, 2025 का अंतिम परिणाम घोषित कर दिया है। परिणाम के आधार पर, आपको निरीक्षक (CGST) पद पर नियुक्ति हेतु केंद्रीय अप्रत्यक्ष कर एवं सीमा शुल्क बोर्ड (CBIC) के लिए SSC द्वारा नामांकित किया गया है।

The Staff Selection Commission (SSC) has declared the final result of the Combined Graduate Level Examination, 2025. Based on the result, you have been nominated by SSC to the Central Board of

Indirect Taxes & Customs (CBIC) for appointment as **Inspector (CGST)**.

2 अभ्यर्थियों से अनुरोध है कि वे SSC की दिनांक 09.06.2025 की अधिसूचना का संदर्भ लें, जो संयुक्त स्नातक स्तरीय परीक्षा, 2025 से संबंधित है। उक्त SSC अधिसूचना के परिशिष्ट-XV में इस पद हेतु पुरुष एवं महिला अभ्यर्थियों के लिए निर्धारित शारीरिक मानकों का उल्लेख किया गया है।

Candidates are requested to refer to SSC's Notification dated 09.06.2025 relating to Combined Graduate Level Examination, 2025 vide which Annexure- XV of the said SSC's Notification has prescribed physical standards for Male and Female Candidates for the post.

3. वर्तमान प्रणाली के अनुसार, प्रत्येक अभ्यर्थी को CBIC के अंतर्गत किसी एक कैडर नियंत्रक प्राधिकरण (Cadre Controlling Authority - CCA) को आवंटित किया जाना है। जिस ज़ोन/संरचना के CCA में अभ्यर्थी का आवंटन किया जाएगा, वही संबंधित CCA आगे नियुक्ति प्रस्ताव (Offer of Appointment) जारी करेगा। वर्तमान दिशानिर्देशों के अनुसार, यह आवंटन योग्यता एवं वरीयता के आधार पर तथा उपलब्ध रिक्तियों के अनुसार किया जाता है। CBIC के अंतर्गत CCAs की सूची परिशिष्ट-I में संलग्न है। चूँकि रिक्तियाँ 16 CCAs से संबंधित हैं, अतः वरीयताएँ केवल इन्हीं 16 CCAs तक सीमित रखी जानी हैं। श्रेणीवार एवं CCA-वार रिक्तियों का विवरण परिशिष्ट-A में संलग्न है।

As per the prevailing system, each candidate is to be allocated to one of the Cadre Controlling Authorities (CCAs) under CBIC. The Cadre Controlling Authority (CCA) of the concerned Zone/Formation, to which a candidate is allocated, thereafter, issues the offer of appointment. As per the prevailing guidelines, such allocation is made on merit-cum-preference basis, to the extent vacancies are available. The list of CCAs under CBIC is enclosed at **Annexure- I**. As the vacancies are related to 16 CCAs, the preferences are to be restricted to these 16 CCAs only. The category-wise and CCA-wise vacancies are enclosed at **Annexure- A**.

4. आपसे अनुरोध है कि वरीयताओं के प्रस्तुतिकरण हेतु ऑनलाइन मॉड्यूल का उपयोग निम्न लिंक के माध्यम से करें: <https://dghrdcbic.gov.in/allocation/userlogin> ऑनलाइन मॉड्यूल को SSC में पंजीकृत आपके रोल नंबर, ई-मेल आईडी एवं मोबाइल नंबर का उपयोग करके access किया जाएगा। ऑनलाइन मॉड्यूल हेतु उपयोगकर्ता मार्गदर्शिका (User Manual) परिशिष्ट-B के रूप में संलग्न है। आपसे यह भी अनुरोध है कि सभी CCAs के लिए ज़ोन/संरचनाएँ का नाम दर्शाते हुए अपनी वरीयताएँ ऑनलाइन भरें। साथ ही, आपको

सलाह दी जाती है कि कोई भी उपलब्ध विकल्प रिक्त न छोड़ें। विधिवत भरा हुआ ऑनलाइन प्रपत्र **29.05.2026** तक अनिवार्य रूप से जमा कर दें, अन्यथा यह माना जाएगा कि आपकी कोई वरीयता नहीं है। सभी अभ्यर्थियों को सूचित किया जाता है कि वरीयता विकल्प केवल एक बार ही प्रयोग किया जा सकेगा।

You are requested to access the on-line Module for submission of preferences through the link <https://dghrdcbic.gov.in/allocation/userlogin>. The on-line Module is to be accessed using your Roll Number, E-mail Id and Mobile Number registered with SSC. The User Manual for the on-line Module is attached as **Annexure- B**. You are further requested to indicate your preferences on-line for all CCAs indicating Name of Zones/Formations. You are also advised not to leave any available option blank, The duly completed on-line proforma must be submitted latest by **29.05.2026** failing which it would be presumed that you have no preference. All the candidates are informed that options for preference shall be exercised only once.

5. यदि SSC में पंजीकृत ई-मेल आईडी या मोबाइल नंबर में कोई परिवर्तन हुआ है, तो अभ्यर्थी को अपनी वर्तमान ई-मेल आईडी से अधोहस्ताक्षरी को ई-मेल भेजकर ई-मेल आईडी अथवा मोबाइल नंबर अपडेट कराने का अनुरोध करना होगा। यह अनुरोध ऑनलाइन मॉड्यूल में वरीयताएँ जमा करने की अंतिम तिथि से कम-से-कम तीन दिन पूर्व भेजा जाना चाहिए। अनुरोध के साथ SSC द्वारा परीक्षा के समय जारी किया गया प्रवेश पत्र (Admit Card) की स्वप्रमाणित प्रति तथा नवीनतम पहचान प्रमाण जैसे आधार कार्ड/पैन कार्ड/मतदाता पहचान पत्र की स्वप्रमाणित प्रति स्कैन करके ई-मेल में संलग्न करनी होगी। ई-मेल आईडी अथवा मोबाइल नंबर परिवर्तन हेतु अनुरोध स्वप्रमाणित मानक प्रपत्र (परिशिष्ट-C) के माध्यम से ई-मेल द्वारा ही किया जाएगा। हाथों-हाथ, डाक/स्पीड पोस्ट/कूरियर आदि के माध्यम से भेजे गए अनुरोध स्वीकार नहीं किए जाएंगे।

In case there is change in email id or mobile number registered with SSC, the candidate is required to send his request by email for update of email id or mobile number from her/his present E-Mail ID to the undersigned at least three days before the last date for submission of preferences through the on-line Module. A self-attested copy of the Admit Card issued by SSC (at the time of examination) and a self-attested copy of latest identity proof i.e., Aadhar Card/ PAN Card/ Voter ID should also be scanned and attached with the email for the request for change in email id or mobile number. Such request shall be made through self- attested standard proforma by mail (**Annexure- C**). Any such request by hand or by post/speed

post/courier etc. will not be accepted.

6. यदि आपको ऑनलाइन मॉड्यूल तक पहुँचने के लिए ओटीपी प्राप्त नहीं होता है या ऑनलाइन वरीयताएँ प्रस्तुत करने में कोई कठिनाई आती है, तो कृपया ऑनलाइन मॉड्यूल के माध्यम से वरीयताएँ प्रस्तुत करने की अंतिम तिथि से कम से कम तीन दिन पहले mohammad.ashif@nic.in पर ईमेल करें।

In case you do not receive OTP for accessing the on-line Module or face any difficulty in submission of preferences on-line, please email to mohammad.ashif@nic.in at least three days before the last date for submission of preferences through the on-line Module.

7. पुनः स्पष्ट किया जाता है कि आवंटन मेरिट-सह-वरीयता (merit-cum-preference) के आधार पर किया जाएगा। किसी अभ्यर्थी द्वारा विकल्प/वरीयताएँ प्रस्तुत करने मात्र से उसे दर्शाई गई वरीयताओं के अनुसार ज़ोन/फॉर्मेशन आवंटित किए जाने का कोई अधिकार प्राप्त नहीं होता है। एक बार प्रस्तुत किए गए विकल्प अंतिम माने जाएंगे तथा किसी भी परिस्थिति में उनमें परिवर्तन नहीं किया जा सकेगा। इसी प्रकार, यदि कोई अभ्यर्थी कोई वरीयता नहीं देता है, तो विभाग प्रशासनिक आवश्यकताओं के अनुसार उसे किसी भी ज़ोन/फॉर्मेशन में आवंटित करने के लिए स्वतंत्र होगा।

It is re-iterated that the allocation shall be on merit-cum-preference basis. The submission of options/preferences by a candidate does not confer any right to claim allocation of zones/formations within the preferences indicated. Options once exercised would be treated as final and the same cannot be changed in any circumstances. Similarly, if a candidate does not indicate any preference, the Department will be free to allocate him/her to any zone/formation as per the administrative exigencies.

8. वर्तमान में, SSC द्वारा साझा किए गए परिणामों के आधार पर CBIC द्वारा विकल्प/वरीयताएँ आमंत्रित की जा रही हैं। ये SSC से अभिलेख (dossiers) प्राप्त होने पर सत्यापन के अधीन होंगी तथा यह सूचना CBIC द्वारा नियुक्ति प्रस्ताव (Offer of Appointment) जारी किए जाने की कोई पुष्टि नहीं मानी जाएगी।

Currently, Options/ Preferences are being sought by CBIC based on data of results shared by SSC. These are subject to verification on receipt of dossiers from SSC and this intimation doesn't mean any confirmation about issue of Offer of Appointment from CBIC.

9. निर्धारित समय-सीमा के भीतर प्राप्त सभी विकल्पों/वरीयताओं के सफल संकलन के उपरांत, CBIC उक्त विवरण अपनी वेबसाइट पर अपलोड करेगा, ताकि अभ्यर्थी अपनी प्रस्तुत की गई वरीयताओं को देख सकें। यदि इसमें कोई विसंगति पाई जाती है, तो उसके

सुधार हेतु CBIC के सज्ञान में लाया जा सकता है।

After successful compilation of all the options/preferences thus received within due date, CBIC would upload the data on CBIC's website so as to enable the candidates to view the exercised options/preferences. In case of any discrepancy, it may be brought to the notice of CBIC for rectification.

आपका विश्वासी/Yours faithfully,

Enclosed-As above

(मोहम्मद आशिफ)/ (Mohammad Ashif)
अवर सचिव, भारत सरकार /Under Secretary to the Govt. of India
दूरभाष/Tel.No.: 26162780

Inspector 2025												
		Vertical Reservation						Horizontal Reservation				
		Categories						Categories				
								Persons with Disability				Ex-Serviceman
S.No	Participating Zone/ Commissionerates/ Directorates	General	SC	ST	OBC	EWS	Total	Locomotor Disabilities	Hearing Disabilities	Vision Disabilities	Multi/Other Disabilities	Ex-Serviceman
1	Bengaluru- Inspector Central Excise	54	16	8	35	11	124	2	2	0	1	0
2	Bhopal- Inspector Central Excise	14	7	6	9	22	58	2	1	0	0	0
3	Bhubaneshwar- Inspector Central Excise	9	6	3	5	4	27	1	1	0	0	0
4	Chandigarh- Inspector Central Excise	12	4	2	5	2	25	1	0	0	0	0
5	Chennai CGST- Inspector Central Excise	28	15	5	25	14	87	0	1	1	2	0
6	Delhi- Inspector Central Excise	8	3	1	5	2	19	1	0	0	0	0
7	Goa CGST- Inspector Central Excise	0	0	0	0	0	0	0	0	0	0	0
8	Guwahati- Inspector Central Excise	53	16	7	21	8	105	2	0	2	1	0
9	Hyderabad- Inspector Central Excise	75	31	12	6	14	138	2	2	1	1	0
10	Jaipur- Inspector Central Excise	2	4	0	4	20	30	2	1	0	0	0
11	Kolkata CGST- Inspector Central Excise	0	17	10	10	46	83	1	1	1	0	0
12	Lucknow- Inspector Central Excise	14	4	4	8	3	33	1	1	0	0	0
13	Mumbai CGST- Inspector Central Excise	222	23	0	104	0	349	0	1	13	13	0
14	Ranchi- Inspector Central Excise	24	2	8	3	5	42	0	0	1	1	0
15	Thiruvananthapuram CGST- Inspector Central Excise	24	16	9	2	5	56	1	0	1	0	0
16	Vadodara- Inspector Central Excise	72	11	7	27	13	130	0	0	4	2	0
	Total	611	175	82	269	169	1306	16	11	24	21	0

User Manual

For

Preference

Module

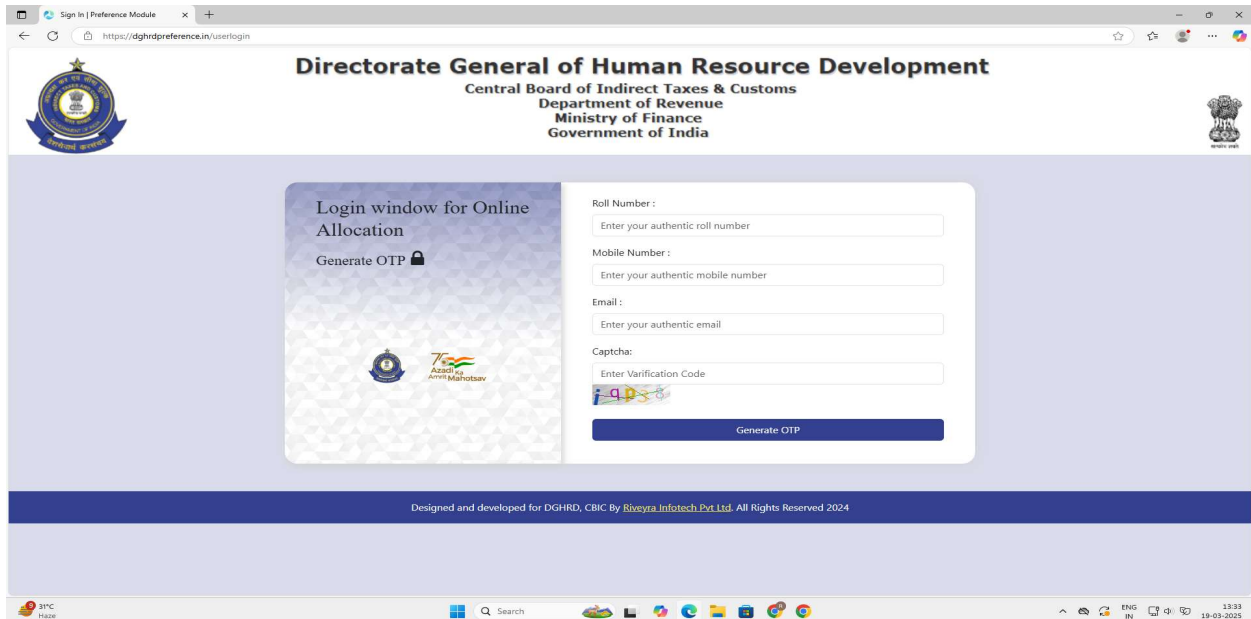


Directorate General of Human Resource Development
509/9, Deep Shikha Building, Rajendra Place,
New Delhi – 110008

(Telephone: [011-25733169](tel:011-25733169) Email I.D: policy.dghrd@nic.in)

Following are the steps to be followed by the newly recruited candidates for submitting their preferences:

Step 1: Candidates need to open <https://dghrdcbic.gov.in/allocation/userlogin> link and login into the module with the credentials of concerned candidates as given below:



Directorate General of Human Resource Development
Central Board of Indirect Taxes & Customs
Department of Revenue
Ministry of Finance
Government of India

Login window for Online Allocation
Generate OTP

Roll Number :
Enter your authentic roll number

Mobile Number :
Enter your authentic mobile number

Email :
Enter your authentic email

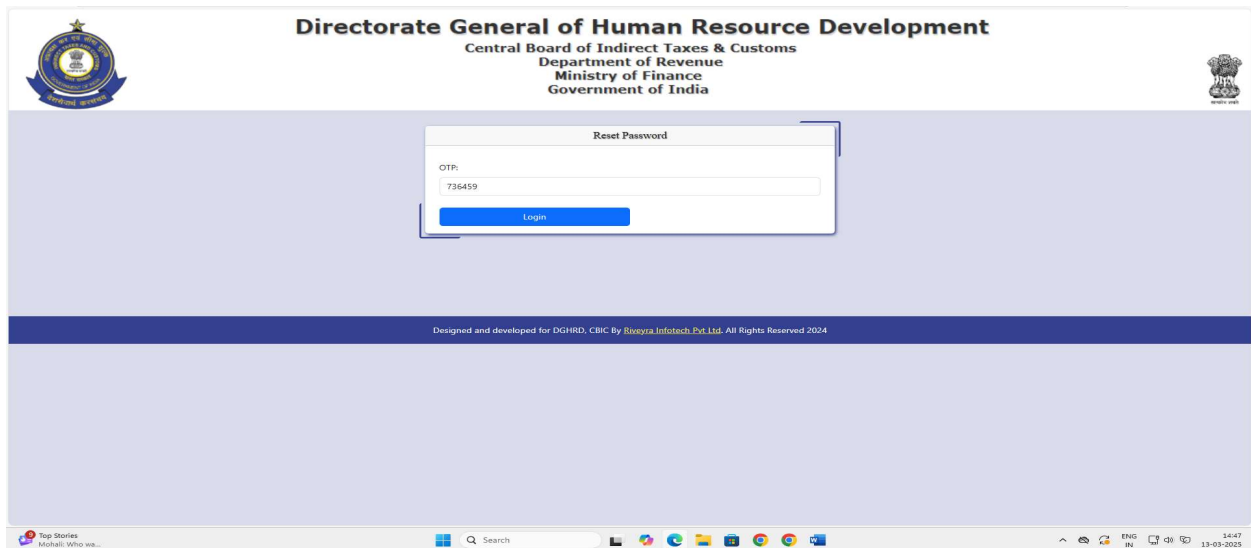
Captcha:
Enter Verification Code

Generate OTP

Designed and developed for DGHDRD, CBIC By [Bluevra Infotech Pvt.Ltd.](#) All Rights Reserved 2024

Candidate needs to enter his/her SSC Roll Number, Mobile number shared with SSC & Email ID shared with SSC and verification code shown. After filling up these details candidate needs to click on Generate OTP button.

Step 2: Clicking on Generate OTP button will generate an OTP and send it to candidates Email-ID and will redirect from login page to confirming OTP page as shown below:



Directorate General of Human Resource Development
Central Board of Indirect Taxes & Customs
Department of Revenue
Ministry of Finance
Government of India

Reset Password

OTP:
736459

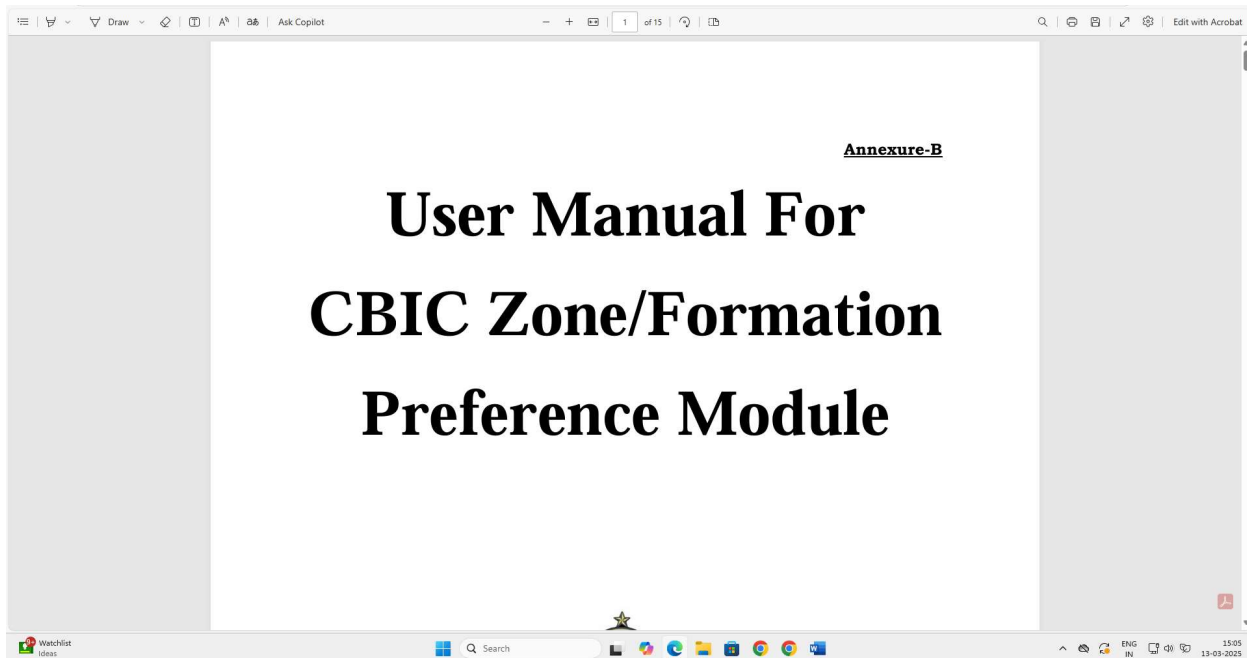
Login

Designed and developed for DGHDRD, CBIC By [Bluevra Infotech Pvt.Ltd.](#) All Rights Reserved 2024

Step 3: Candidate needs to enter the OTP received and click on verify OTP button. On submission of correct OTP, candidate will be redirected to page shown below:

The screenshot shows the 'Preference' module interface. On the left is a dark blue sidebar menu with options: My Details, Preferences, Vacancy Position, Formation Jurisdiction, User Manual, and Logout. The main content area is titled 'User Management Portal' and contains a 'Personal Info' form. The form has two columns. The left column, 'Brief Instructions:', contains six numbered steps: 1. Check your details under tab 'My Details'; 2. Check Vacancies under tab 'Vacancy Position'; 3. Check Territory under tab 'Formation Jurisdiction'; 4. Select preferences under tab 'Preferences'; 5. Fill in all preferences, save & submit; 6. Preferences once Submitted cannot be changed. The right column, 'Personal Details', contains input fields for: Post & Year (filled with 'Steno-II 2024'), Roll No (filled with '9999999999'), Name (filled with 'XXXXXX XXXXXX'), Mobile No (filled with '9999999999'), and Email (filled with 'policyletter509@gmail.com').

Step 4: Candidate before filling preferences shall check the Brief Instruction on the screen and shall check the User Manual by clicking on User Manual Tab (on the left side of the screen) in the menu bar which will redirect them to User Manual page as shown below:



Candidates are advised to go through the user manual to understand the process of filling up of preferences so that they understand the module properly.

Step 5: Candidate before filling preferences shall check the vacancy positions in the grade they are selected by clicking on Vacancy Position Tab (3rd from top option) in the menu bar which will redirect them to Vacancy Position page as shown below:

(For illustration purposes only)

Sl.No	Participating Zone/ Commissionerate/ Districts	Vertical Reservation Categories					Horizontal Reservation Categories					In-Service/Retirees
		General	SC	ST	OBC	EWS	Total	Persons with Disabilities			In-Service/Retirees	
								Locomotor Disabilities	Hearing Disabilities	Visual Disabilities		
1	Bangalore Stenographer-II	8	1	2	3	23	1	0	0	0	0	2
2	Bhopal Stenographer-II	4	1	1	4	10	0	0	0	0	0	2
3	Bhubaneswar Stenographer-II	1	0	0	0	1	0	0	0	0	0	0
4	Chandigarh Stenographer-II	13	0	1	2	16	0	0	0	0	0	0
5	Chennai CGST Stenographer-II	14	0	0	0	14	0	0	0	0	0	0
6	Chennai Customs Stenographer-II	6	1	1	1	12	0	0	0	0	0	1
7	Coimbatore Stenographer-II	0	0	0	0	0	0	0	0	0	0	0
8	Coimbatore Customs Stenographer-II	11	0	0	1	12	0	0	0	0	0	7
9	Goa CGST Stenographer-II	0	0	0	0	0	0	0	0	0	0	0
10	Goa Customs Stenographer-II	0	0	0	0	0	0	0	0	0	0	0
11	Guwahati Stenographer-II	1	0	0	0	1	0	0	0	0	0	0
12	Hyderabad Stenographer-II	5	1	0	1	13	0	0	1	0	0	1
13	Kolkata CGST Stenographer-II	21	1	1	0	23	1	0	0	0	0	0
14	Kolkata Customs Stenographer-II	0	0	0	0	0	0	0	0	0	0	0
15	Lucknow Stenographer-II	1	0	0	0	1	0	0	0	0	0	0
16	Madurai Customs Stenographer-II	4	0	0	0	4	0	0	0	0	0	0
17	Mumbai Customs Stenographer-II	4	0	0	0	4	0	0	0	0	0	0
18	Pune Stenographer-II	4	0	0	0	4	0	0	0	0	0	0
19	Ranchi Stenographer-II	1	0	0	0	1	0	0	0	0	0	0
20	Thiruvananthapuram CGST Stenographer-II	3	1	1	2	11	0	0	0	0	0	1
21	Thiruvananthapuram Customs Stenographer-II	1	0	0	0	1	0	0	0	0	0	0
22	Vadodra Stenographer-II	1	0	0	0	1	0	0	0	0	0	0
23	Vadodra Customs Stenographer-II	1	0	0	0	1	0	0	0	0	0	0
24	Vidyalakshmi Customs Stenographer-II	0	0	0	0	0	0	0	0	0	0	0
25	CBT Stenographer-II	0	0	0	0	0	0	0	0	0	0	0
	Total	89	3	3	4	99	2	0	1	0	0	20

On the above screen, candidate can check the vacancies available in all the zones as well as candidate can click on the Download Arrow button which will download the PDF containing vacancy positions to open the file in own system. Candidates are advised to check all the available vacancies in the CCAs and accordingly decide their preference for zones. After checking the vacancy positions, candidate is advised to check the jurisdiction of the zones as well by clicking on the Formation Jurisdiction tab (4th from the top option) in the menu bar which will redirect them on the Jurisdiction Mapping page as shown below:

(For illustration purposes only)

Sl.No	Name of the CCA	Jurisdiction of CCA
1	Bangalore CGST	CGST Bangalore Zone, Customs Bangalore Zone
2	Bhopal CGST	CGST Bhopal Zone, Nagpur Zone (except CGST Commissionerates Nashik, Aurangabad, Audit Nashik, Appeal Nashik)
3	Bhubaneswar CGST	CGST Bhubaneswar Zone
4	Chandigarh CGST	CGST Chandigarh Zone including Customs Commissionerate Ludhiana, Customs Preventive Commissionerate Amritsar
5	Chennai CGST	CGST Chennai Zone, Customs Preventive Trichy Zone
6	Delhi CGST	CGST Delhi Zone, Punjab Zone, Customs Delhi Zone, Customs (Preventive) Delhi Zone except Customs Commissionerates Ludhiana, Customs Preventive Commissionerates Jodhpur, Amritsar
7	Goa CGST	CGST Commissionerates Goa, Apperal Goa
8	Guwahati CGST	CGST Guwahati Zone
9	Hyderabad CGST	CGST Hyderabad Zone, Visakhapatnam Zone (except Customs Commissionerate Vizag)
10	Jaipur CGST	CGST Jaipur Zone including Customs Preventive Commissionerates Jodhpur, Amritsar
11	Kolkata CGST	CGST Kolkata Zone including Customs Preventive Commissionerate West Bengal
12	Lucknow CGST	CGST Lucknow Zone, Meerut Zone, Customs Preventive Commissionerate Lucknow
13	Pune CGST	CGST Mumbai Zone, Pune Zone (except CGST Commissionerates Goa, Agawale Goa, Customs Commissionerates Nashik, Aurangabad, Audit Nashik, Appeal Nashik, Customs Preventive and Customs Mumbai III Zone)
14	Ranchi CGST	CGST Ranchi Zone, Customs Preventive Patna Zone (except Customs Preventive Commissionerate Lucknow)
15	Thiruvananthapuram CGST	CGST Thiruvananthapuram Zone including Customs Preventive Wing, Customs Cochin
16	Vadodra CGST	CGST Ahmedabad Zone, Vadodra Zone, Customs Ahmedabad Zone
17	Chennai Customs	Customs Chennai Zone
18	Goa Customs	Customs Commissionerate Goa
19	Kolkata Customs	Customs Kolkata Zone except Customs Preventive Commissionerate West Bengal
20	Mumbai Customs	Customs Mumbai I Zone, Mumbai II Zone, Mumbai III Zone (except Customs Preventive cadre)
21	Thiruvananthapuram Customs (Cochin)	Customs Commissionerate Cochin

After checking the Jurisdiction Mapping, candidates shall click on Preferences Tab on the menu Bar (2nd from top).

Step 6: Clicking on the Preference button will redirect to Preference page where candidate will be allowed to select preference from drop down menu as shown below:

(For illustration purposes only)

Option/Preference No.	Name of the Cadre Controlling Authority	Code of the Cadre Controlling Authority
1	--Select Preference--	
2	--Select Preference--	
3	--Select Preference--	
4	--Select Preference--	
5	--Select Preference--	
6	--Select Preference--	
7	--Select Preference--	
8	--Select Preference--	
9	--Select Preference--	

Candidate will be shown only those CCAs in the list, where vacancies are available. For instance in above case, vacancies are available in only 9 CCAs.

Step 7: After filing up the preferences candidate needs to click on save button as shown below:

(For illustration purposes only)

Option/Preference No.	Name of the Cadre Controlling Authority	Code of the Cadre Controlling Authority
1	Bengaluru CGST	A
2	Bhopal CGST	B
3	Chandigarh CGST	D
4	Chennai CGST	E
5	Goa CGST	G
6	Jaipur CGST	J
7	Kolkata CGST	K
8	Pune CGST	N
9	Vadodara CGST	Q

Step 8: After clicking on Save button, candidate will be shown the preferences entered by him/her along with the CCA codes as shown below.

(For illustration purposes only)

The screenshot shows a web application interface for adding preferences. A green notification bar at the top states "Preferences added successfully". Below it is a table titled "Add Preference" with the following data:

Option/Preference No.	Name of the Cadre Controlling Authority	Code of the Cadre Controlling Authority
1	Bengaluru CGST	A
2	Bhopal CGST	B
3	Chandigarh CGST	D
4	Chennai CGST	E
5	Goa CGST	G
6	Jalpur CGST	J
7	Kolkata CGST	K
8	Pune CGST	N
9	Vadodara CGST	Q

At the bottom of the table are three buttons: "Save", "Reset", and "Final Submit".

After re-checking all the preferences filled by the candidate, he/she needs to click on Final Submit button after which candidate's preferences will be shown (as shown below) to the candidate, submitted to the department and same will be sent on the candidates registered email id as well. Candidates are advised to download the preference form for future reference.

(For illustration purposes only)

This screenshot shows the same "Add Preference" form as above, but the "Final Submit" button is now greyed out, indicating that the preferences have been submitted. The table data remains the same:

Option/Preference No.	Name of the Cadre Controlling Authority	Code of the Cadre Controlling Authority
1	Bengaluru CGST	A
2	Bhopal CGST	B
3	Chandigarh CGST	D
4	Chennai CGST	E
5	Goa CGST	G
6	Jalpur CGST	J
7	Kolkata CGST	K
8	Pune CGST	N
9	Vadodara CGST	Q

Candidates will not be allowed to make any changes in the preferences, once preferences are finally submitted. Hence, candidates are requested to fill all preferences very carefully.

Annexure-C

**Request for change in E-mail Id and/or Mobile Number registered with
SSC-Combined Graduate Level Examination, 2025**

Sir,

I am a selected candidate as per the final result of CGL Examination 2025 for the post of _____ under Central Board of Indirect Taxes & Customs. I am not able to log-in to the On-line Module for submission of preferences for Zone/Formation as there is change in my e-mail id and/or mobile number registered with SSC. My present e-mail id and mobile number is as follows:

E-mail Id:

Mobile Number:

I am also attaching self-attested copies in pdf format of my Admit Card (CGLE- 2025) and Identity Proof along-with this request in .pdf format attached to this e-mail. It is requested that my above-mentioned E-mail Id and mobile number be taken on record so as to allow myself access and log-in to the On-line Module for submission of preferences for Zone/Formation.

Thanks,

(Signature of the Candidate)

Name of Candidate

Roll Number (CGLE 2025)

List of Cadre Controlling Authorities & their Codes:

S.No.	CCA	CCA Code
1	Bengaluru CGST	A
2	Bhopal CGST	B
3	Bhubaneshwar CGST	C
4	Chandigarh CGST	D
5	Chennai CGST	E
6	Delhi CGST	F
7	Goa CGST	G
8	Guwahati CGST	H
9	Hyderabad CGST	I
10	Jaipur CGST	J
11	Kolkata CGST	K
12	Lucknow CGST	L
13	Mumbai CGST	M
14	Pune CGST	N
15	Ranchi CGST	O
16	Thiruvananthapuram CGST	P
17	Vadodara CGST	Q
18	Chennai Customs	R
19	Goa Customs	S
20	Kolkata Customs	T
21	Mumbai Customs	U
22	Thiruvananthapuram (Cochin) Customs	V
23	Vishakhapatnam Customs	W
24	Directorate General of Performance Management	X
25	Central Bureau of Narcotics	Y